

Circuito de Jerez - Ángel Nieto 4423 m.

CLASSIFICATION

ESTRELLA GALICIA O,O GRAND PRIX OF SPAIN QUALIFYING NR. 1

#	Rider	Nation	Team	Motorcycle	Time	Lap Total	Gap	T. Speed
1	5 Johann ZARCO	FRA	Castrol Honda LCR	HONDA	1'48.267	5 7		286.4
2	37 Pedro ACOSTA	SPA	Red Bull KTM Factory Racing	KTM	1'48.353	5 6	0.086 0.086	287.2
3	33 Brad BINDER	RSA	Red Bull KTM Factory Racing	KTM	1'49.278	7 8	1.011 0.925	284.2
4	36 Joan MIR	SPA	Honda HRC Castrol	HONDA	1'49.522	6 7	1.255 0.244	283.4
5	10 Luca MARINI	ITA	Honda HRC Castrol	HONDA	1'49.803	2 7	1.536 0.281	286.4
6	47 Augusto FERNANDEZ	SPA	Yamaha Factory Racing	YAMAHA	1'49.977	4 8	1.710 0.174	280.5
7	20 Fabio QUARTARARO	FRA	Monster Energy Yamaha MotoGP Team	YAMAHA	1'50.139	5 8	1.872 0.162	279.7
8	21 Franco MORBIDELLI	ITA	Pertamina Enduro VR46 Racing Team	DUCATI	1'50.219	4 5	1.952 0.080	283.4
9	7 Toprak RAZGATLIOGLU	TUR	Prima Pramac Yamaha MotoGP	YAMAHA	1'50.252	6 7	1.985 0.033	277.6
10	32 Lorenzo SAVADORI	ITA	Aprilia Racing	APRILIA	1'50.390	2 7	2.123 0.138	281.9
11	42 Alex RINS	SPA	Monster Energy Yamaha MotoGP Team	YAMAHA	1'50.763	6 7	2.496 0.373	283.4
12	43 Jack MILLER	AUS	Prima Pramac Yamaha MotoGP	YAMAHA	1'58.941	5 6	10.674 8.178	283.4
Not classified								
*	11 Diogo MOREIRA	BRA	Pro Honda LCR	HONDA				

Practice condition: **Wet**

Air: 16°

Humidity: 89%

Ground: 18°

Fastest Lap:	Lap: 5	Johann ZARCO	1'48.267	147 Km/h
Best Race Lap:	2025	Alex MARQUEZ	1'37.349	163.5 Km/h
All-Time Lap Record:	2025	Fabio QUARTARARO	1'35.610	166.5 Km/h

The results are provisional until the end of the limit for protest and appeals.

Time limit for protest expires 60' after publication of the results - Time: **11:19**

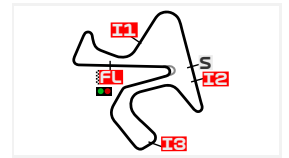
These data/results cannot be reproduced, stored and/or transmitted in whole or in part by any manner of electronic, mechanical, photocopying, recording, broadcasting or otherwise now known or herein after developed without the previous express consent by the copyright owner, except for reproduction in daily press and regular printed publications on sale to the public within 60 days of the event related to those data/results and always provided that copyright symbol appears together as follows below.

© MotoGP Sports Entertainment Group, 2026

Official MotoGP Timing by

www.motogp.com

Jerez de la Frontera, Saturday, April 25, 2026



Circuito de Jerez - Ángel Nieto 4423 m.

TOP SPEED & AVERAGE

ESTRELLA GALICIA O,O GRAND PRIX OF SPAIN QUALIFYING NR. 1

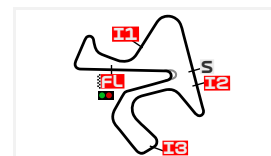
#	Rider	Nation	Motorcycle	Top 5 speeds					Average	Top
37	Pedro ACOSTA	SPA	KTM	287.2	285.7	285.7	281.9	281.9	284.5	287.2
5	Johann ZARCO	FRA	HONDA	286.4	285.7	284.9	284.2	284.2	285.1	286.4
10	Luca MARINI	ITA	HONDA	286.4	285.7	284.2	281.9	279.7	283.6	286.4
11	Diogo MOREIRA	BRA	HONDA	284.9	283.4	274.8	268.6		277.9	284.9
33	Brad BINDER	RSA	KTM	284.2	283.4	282.7	281.2	281.2	282.5	284.2
21	Franco MORBIDELLI	ITA	DUCATI	283.4	282.7	281.2	281.2	277.6	281.2	283.4
36	Joan MIR	SPA	HONDA	283.4	282.7	281.9	280.5	279.0	281.5	283.4
42	Alex RINS	SPA	YAMAHA	283.4	283.4	281.9	281.9	280.5	282.2	283.4
43	Jack MILLER	AUS	YAMAHA	283.4	283.4	281.9	264.7	255.9	273.9	283.4
32	Lorenzo SAVADORI	ITA	APRILIA	281.9	281.9	280.5	279.7	279.0	280.6	281.9
47	Augusto FERNANDEZ	SPA	YAMAHA	280.5	280.5	280.5	279.7	278.3	279.9	280.5
20	Fabio QUARTARARO	FRA	YAMAHA	279.7	278.3	276.9	276.9	276.2	277.6	279.7
7	Toprak RAZGATLIOGLU	TUR	YAMAHA	277.6	276.9	276.2	276.2	274.8	276.3	277.6

These data/results cannot be reproduced, stored and/or transmitted in whole or in part by any manner of electronic, mechanical, photocopying, recording, broadcasting or otherwise now known or herein after developed without the previous express consent by the copyright owner, except for reproduction in daily press and regular printed publications on sale to the public within 60 days of the event related to those data/results and always provided that copyright symbol appears together as follows below.

© MotoGP Sports Entertainment Group, 2026

Official MotoGP Timing by www.motogp.com

Jerez de la Frontera, Saturday, April 25, 2026



Circuito de Jerez - Ángel Nieto 4423 m.

CHRONOLOGICAL ANALYSIS OF PERFORMANCES

ESTRELLA GALICIA 0,0 GRAND PRIX OF SPAIN

QUALIFYING NR. 1

* Lap / Sector time cancelled

P Crossing the finish line in pit lane

** Tyre data subject to further updates

T1 Time from finish line to 1st intermediate

T2 Time from 1st intermed. to 2nd intermed.

T3 Time from 2nd intermed. to 3rd intermed.

T4 Time from 3rd intermediate to finish line

Lap	Lap Time	T1	T2	T3	T4	Speed	Lap	Lap Time	T1	T2	T3	T4	Speed
1st	5	Johann ZARCO		HONDA		FRA	8	1'55.849	33.110	15.615	34.252	32.872	240.5
		Castrol Honda LCR											
		Runs=1	Total laps=7	Full laps=6	Valid laps=4								
Run #	1	Front Tyre	Wet-Medium	Rear Tyre	Wet-Medium		Run #	1	Front Tyre	Wet-Medium	Rear Tyre	Wet-Medium	
		New Tyre		New Tyre					New Tyre		New Tyre		
1	2'36.938	33.528	15.172	34.363	32.594	279.0	1	2'16.012	34.824	15.366	35.235	32.913	281.9
2	1'50.603 *	29.406	14.619	34.327 *	32.251	284.9	2	1'51.772 *	30.000	14.710	34.837 *	32.225	276.9
3	1'49.151 *	29.299	14.464	33.322	32.066 *	286.4	3	1'50.306	29.558	14.717	33.847	32.184	277.6
4	1'48.388	29.401	14.505	32.838	31.644	285.7	4	1'49.207 P	30.031	14.670	36.280	28.226	282.7
5	1'48.267	29.215	14.441	32.976	31.635	284.2							
6	2'08.471	42.340	16.285	36.245	33.601	240.0							
7	1'48.518	29.208	14.494	33.069	31.747	284.2							
	PIT	30.900	15.001	36.195	28.809	281.2							
2nd	37	Pedro ACOSTA		KTM		SPA	4th	36	Joan MIR		HONDA		SPA
		Red Bull KTM Factory Racing							Honda HRC Castrol				
		Runs=2	Total laps=6	Full laps=3	Valid laps=3				Runs=2	Total laps=7	Full laps=4	Valid laps=3	
Run #	1	Front Tyre	Wet-Medium	Rear Tyre	Wet-Soft		Run #	1	Front Tyre	Wet-Medium	Rear Tyre	Wet-Medium	
		New Tyre		New Tyre					New Tyre		New Tyre		
1	1'57.615	31.849	14.813	33.465	32.301	277.6	1	2'16.012	34.824	15.366	35.235	32.913	281.9
2	1'49.302	29.419	14.598	33.071	32.214	281.9	2	1'51.772 *	30.000	14.710	34.837 *	32.225	276.9
3	1'44.073 P	29.418	14.625	33.086	26.944	281.9	3	1'50.306	29.558	14.717	33.847	32.184	277.6
		3 Laps at start		New Tyre			4	1'49.207 P	30.031	14.670	36.280	28.226	282.7
4	1'52.880	31.906	15.018	33.946	32.010	277.6							
5	1'48.353	29.149	14.469	32.818	31.917	285.7							
6	1'54.879	29.382	14.482	37.778	33.237	285.7							
	PIT	29.294	14.412	39.262	29.646	287.2							
3rd	33	Brad BINDER		KTM		RSA	5th	10	Luca MARINI		HONDA		ITA
		Red Bull KTM Factory Racing							Honda HRC Castrol				
		Runs=2	Total laps=8	Full laps=5	Valid laps=4				Runs=2	Total laps=7	Full laps=4	Valid laps=4	
Run #	1	Front Tyre	Wet-Medium	Rear Tyre	Wet-Soft		Run #	1	Front Tyre	missing data	Rear Tyre	missing data	
		New Tyre		New Tyre					**	Laps at start	**	Laps at start	
1	2'08.272	35.362	15.555	35.215	33.486	266.0	1	2'01.235	33.018	15.102	34.379	32.678	279.7
2	1'52.734 *	30.289	14.981	35.158 *	32.306	283.4	2	1'49.803	29.622	14.705	33.407	32.069	284.2
3	1'50.426	29.719	14.840	33.769	32.098	281.2	3	1'50.209	29.528	14.791	33.559	32.331	281.9
4	1'48.346 P	29.870	14.930	34.274	29.272	280.5	4	1'48.918 P	30.717	15.108	34.856	28.237	279.0
		4 Laps at start		New Tyre					**	Laps at start	**	Laps at start	
5	2'00.142	34.883	15.006	37.743	32.510	284.2	5	2'04.516	33.166	14.760	33.540	43.050	286.4
6	1'49.483	29.522	14.728	33.363	31.870	281.2	6	3'35.261	33.765	21.245	2'07.343	32.908	108.9
7	1'49.278	29.336	14.689	33.428	31.825	282.7	7	1'50.230	29.826	14.667	33.434	32.303	285.7
4th	47	Augusto FERNANDEZ		YAMAHA		SPA	6th	47	Augusto FERNANDEZ		YAMAHA		SPA
		Yamaha Factory Racing							Yamaha Factory Racing				
		Runs=1	Total laps=8	Full laps=7	Valid laps=5				Runs=1	Total laps=8	Full laps=7	Valid laps=5	
Run #	1	Front Tyre	Wet-Medium	Rear Tyre	Wet-Medium		Run #	1	Front Tyre	Wet-Medium	Rear Tyre	Wet-Medium	
		New Tyre		New Tyre					New Tyre		New Tyre		
1	2'28.964	37.161	15.264	34.676	32.977	270.6	1	2'28.964	37.161	15.264	34.676	32.977	270.6
2	1'53.667 *	30.071	14.955	35.286 *	33.355	278.3	2	1'53.667 *	30.071	14.955	35.286 *	33.355	278.3
3	1'50.361 *	29.565	14.776	33.460	32.560 *	280.5	3	1'50.361 *	29.565	14.776	33.460	32.560 *	280.5
4	1'49.977	29.672	14.647	33.431	32.227	280.5	4	1'49.977	29.672	14.647	33.431	32.227	280.5
5	1'54.754	32.326	15.491	34.266	32.671	252.9	5	1'54.754	32.326	15.491	34.266	32.671	252.9
6	1'51.608	29.583	14.858	34.041	33.126	280.5	6	1'51.608	29.583	14.858	34.041	33.126	280.5

Fastest Lap: Johann ZARCO FRA Castrol Honda LCR **1'48.267** 29.215 14.441 32.976 31.635

These data/results cannot be reproduced, stored and/or transmitted in whole or in part by any manner of electronic, mechanical, photocopying, recording, broadcasting or otherwise now known or herein after developed without the previous express consent by the copyright owner, except for reproduction in daily press and regular printed publications on sale to the public within 60 days of the event related to those data/results and always provided that copyright symbol appears together as follows below.

© MotoGP Sports Entertainment Group, 2026

Official MotoGP Timing by

www.motogp.com

Jerez de la Frontera, Saturday, April 25, 2026

Qualifying Nr. 1

MotoGP™

Lap	Lap Time	T1	T2	T3	T4	Speed
7	1'50.146	29.618	14.707	33.500	32.321	279.7
8	1'57.929	30.323	17.271	36.691	33.644	235.8

7th **20** **Fabio QUARTARARO** YAMAHA FRA
Monster Energy Yamaha MotoGP Team

Runs=1 Total laps=8 Full laps=7 Valid laps=7

Run #	1	Front Tyre	Wet-Medium	Rear Tyre	Wet-Medium	Speed
		New Tyre		New Tyre		
1	3'08.724	34.680	15.643	34.971	33.414	276.2
2	1'53.468	29.982	15.064	35.424	32.998	279.7
3	1'51.163	29.853	14.904	33.781	32.625	278.3
4	1'54.847	29.662	14.855	37.359	32.971	276.9
5	1'50.139	29.519	14.805	33.471	32.344	276.9
6	1'55.762	32.496	15.493	34.951	32.822	273.4
7	1'52.580	29.792	16.145	34.144	32.499	264.0
8	2'05.498	34.305	15.727	36.347	39.119	270.6

8th **21** **Franco MORBIDELLI** DUCATI ITA
Pertamina Enduro VR46 Racing Team

Runs=2 Total laps=5 Full laps=2 Valid laps=2

Run #	1	Front Tyre	Wet-Medium	Rear Tyre	Wet-Soft	Speed
		New Tyre		New Tyre		
1	2'00.037	33.351	14.899	33.912	32.295	277.6
2	6'49.198 P	29.779	14.619			282.7
Run #	2	Front Tyre	Wet-Medium	Rear Tyre	Wet-Medium	Speed
		New Tyre		New Tyre		
3	1'58.401	35.799	15.454	34.527	32.621	276.2
4	1'50.219	29.584	14.757	33.671	32.207	283.4
5	1'51.222	29.601	14.688	33.629	33.304	281.2
	PIT	29.728	14.677	35.933	31.075	281.2

9th **7** **Toprak RAZGATLIOGLU** YAMAHA TUR
Prima Pramac Yamaha MotoGP

Runs=2 Total laps=7 Full laps=4 Valid laps=3

Run #	1	Front Tyre	Wet-Medium	Rear Tyre	Wet-Medium	Speed
		New Tyre		New Tyre		
1	2'15.142	33.936	15.429	35.602	33.025	276.2
2	1'52.037 *	30.105	14.966	34.335 *	32.631	276.2
3	1'50.750	29.874	14.876	33.554	32.446	274.8
4	1'47.072 P	30.841	14.832	34.228	27.171	277.6
Run #	2	Front Tyre	Wet-Medium	Rear Tyre	Wet-Soft	Speed
		4 Laps at start		New Tyre		
5	1'57.691	32.945	14.826	35.276	34.644	276.9
6	1'50.252	29.560	14.907	33.617	32.168	274.1
7	1'52.961	29.718	14.922	34.492	33.829	272.7

10th **32** **Lorenzo SAVADORI** APRILIA ITA
Aprilia Racing

Runs=2 Total laps=7 Full laps=4 Valid laps=4

Run #	1	Front Tyre	Wet-Medium	Rear Tyre	Wet-Soft	Speed
		New Tyre		New Tyre		
1	2'02.896	32.951	15.449	34.561	33.227	247.1
2	1'50.390	29.636	14.692	33.723	32.339	281.9
3	1'50.747 P	31.417	15.340	35.655	28.335	272.7
Run #	2	Front Tyre	Wet-Medium	Rear Tyre	Wet-Medium	Speed
		3 Laps at start		New Tyre		

Lap	Lap Time	T1	T2	T3	T4	Speed
4	1'54.928	33.861	14.958	33.797	32.312	281.9
5	1'55.045	29.971	15.070	36.394	33.610	279.7
6	1'52.697	31.279	14.731	34.261	32.426	280.5
7	1'51.314	29.841	14.879	33.916	32.678	279.0

11th **42** **Alex RINS** YAMAHA SPA
Monster Energy Yamaha MotoGP Team

Runs=2 Total laps=7 Full laps=4 Valid laps=3

Run #	1	Front Tyre	Wet-Medium	Rear Tyre	Wet-Soft	Speed
		New Tyre		New Tyre		
1	2'07.667	36.020	16.951	34.866	32.689	246.5
2	1'55.892 *	30.058	14.704	38.115 *	33.015	281.9
3	1'52.021	30.215	14.901	34.048	32.857	280.5
4	1'50.238 P	30.768	16.484	35.413	27.573	206.5
Run #	2	Front Tyre	Wet-Medium	Rear Tyre	Wet-Soft	Speed
		4 Laps at start		New Tyre		
5	2'01.020	36.720	14.821	34.770	34.709	283.4
6	1'50.763	29.788	14.811	33.730	32.434	283.4
7	1'51.833	30.036	14.787	33.946	33.064	281.9

12th **43** **Jack MILLER** YAMAHA AUS
Prima Pramac Yamaha MotoGP

Runs=2 Total laps=6 Full laps=3 Valid laps=2

Run #	1	Front Tyre	Wet-Medium	Rear Tyre	Wet-Medium	Speed
		New Tyre		New Tyre		
1	2'17.417	34.495	15.299	34.428	32.962	281.9
2	1'51.923 *	29.620	14.772	34.875 *	32.656	283.4
3	6'06.366 P	29.475	14.698	33.625	4'48.568	283.4
Run #	2	Front Tyre	Wet-Medium	Rear Tyre	Wet-Medium	Speed
		11 Laps at start		New Tyre		
4	2'01.565	35.582	16.374	35.824	33.785	264.7
5	1'58.941	32.217	15.749	36.067	34.908	255.9
6	2'00.578	32.127	16.255	36.650	35.546	248.2

13th **11** **Diogo MOREIRA** HONDA BRA
Pro Honda LCR

Runs=1 Total laps=3 Full laps=2 Valid laps=0

Run #	1	Front Tyre	Wet-Medium	Rear Tyre	Wet-Medium	Speed
		New Tyre		New Tyre		
1	2'37.516	33.221	15.268	34.398	32.923	274.8
2	1'50.543 *	29.635	14.988	33.736 *	32.184	268.6
3	1'49.711 *	29.455	14.726	33.361	32.169 *	283.4
	unfinished	29.740	14.708			284.9

Fastest Lap: Johann ZARCO FRA Castrol Honda LCR **1'48.267** 29.215 14.441 32.976 31.635

These data/results cannot be reproduced, stored and/or transmitted in whole or in part by any manner of electronic, mechanical, photocopying, recording, broadcasting or otherwise now known or herein after developed without the previous express consent by the copyright owner, except for reproduction in daily press and regular printed publications on sale to the public within 60 days of the event related to those data/results and always provided that copyright symbol appears together as follows below.

© MotoGP Sports Entertainment Group, 2026

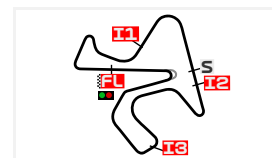
Official MotoGP Timing by TISSOT

www.motogp.com

Jerez de la Frontera, Saturday, April 25, 2026

Page 2 of 2





Circuito de Jerez - Ángel Nieto 4423 m.

EVENT BEST MAXIMUM SPEED

ESTRELLA GALICIA O,O GRAND PRIX OF SPAIN

QUALIFYING NR. 1

#	Rider	Nation	Team	Motorcycle	Km/h	
72	Marco BEZZECCHI	ITA	Aprilia Racing	APRILIA	300.8	Practice
23	Enea BASTIANINI	ITA	Red Bull KTM Tech3	KTM	300.8	Practice
5	Johann ZARCO	FRA	Castrol Honda LCR	HONDA	299.1	Practice
33	Brad BINDER	RSA	Red Bull KTM Factory Racing	KTM	299.1	Free Practice Nr. 1
10	Luca MARINI	ITA	Honda HRC Castrol	HONDA	299.1	Free Practice Nr. 1
89	Jorge MARTIN	SPA	Aprilia Racing	APRILIA	298.3	Free Practice Nr. 1
79	Ai OGURA	JPN	Trackhouse MotoGP Team	APRILIA	298.3	Practice
37	Pedro ACOSTA	SPA	Red Bull KTM Factory Racing	KTM	298.3	Free Practice Nr. 1
42	Alex RINS	SPA	Monster Energy Yamaha MotoGP Team	YAMAHA	298.3	Practice
49	Fabio DI GIANNANTONIO	ITA	Pertamina Enduro VR46 Racing Team	DUCATI	297.5	Free Practice Nr. 1
73	Alex MARQUEZ	SPA	BK8 Gresini Racing MotoGP	DUCATI	297.5	Practice
93	Marc MARQUEZ	SPA	Ducati Lenovo Team	DUCATI	297.5	Free Practice Nr. 1
54	Fermin ALDEGUER	SPA	BK8 Gresini Racing MotoGP	DUCATI	296.7	Practice
11	Diogo MOREIRA	BRA	Pro Honda LCR	HONDA	296.7	Practice
36	Joan MIR	SPA	Honda HRC Castrol	HONDA	296.7	Practice
63	Francesco BAGNAIA	ITA	Ducati Lenovo Team	DUCATI	295.8	Practice
21	Franco MORBIDELLI	ITA	Pertamina Enduro VR46 Racing Team	DUCATI	295.8	Practice
25	Raul FERNANDEZ	SPA	Trackhouse MotoGP Team	APRILIA	295.8	Practice
20	Fabio QUARTARARO	FRA	Monster Energy Yamaha MotoGP Team	YAMAHA	294.2	Free Practice Nr. 1
32	Lorenzo SAVADORI	ITA	Aprilia Racing	APRILIA	294.2	Practice
43	Jack MILLER	AUS	Prima Pramac Yamaha MotoGP	YAMAHA	294.2	Free Practice Nr. 1
47	Augusto FERNANDEZ	SPA	Yamaha Factory Racing	YAMAHA	292.6	Free Practice Nr. 1
7	Toprak RAZGATLIOGLU	TUR	Prima Pramac Yamaha MotoGP	YAMAHA	291.8	Free Practice Nr. 1

These data/results cannot be reproduced, stored and/or transmitted in whole or in part by any manner of electronic, mechanical, photocopying, recording, broadcasting or otherwise now known or herein after developed without the previous express consent by the copyright owner, except for reproduction in daily press and regular printed publications on sale to the public within 60 days of the event related to those data/results and always provided that copyright symbol appears together as follows below.

© MotoGP Sports Entertainment Group, 2026

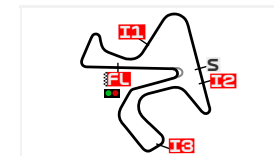
Official MotoGP Timing by

www.motogp.com

Jerez de la Frontera, Saturday, April 25, 2026

BEST PARTIAL TIMES

ESTRELLA GALICIA O,O GRAND PRIX OF SPAIN
 QUALIFYING NR. 1



Circuito de Jerez - Ángel Nieto 4423 m.

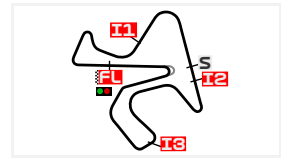
IT Ideal Lap Time, sum of the best partial times

BT Best Lap Time

Pos	T1		T2		T3		T4		Pos	Rider	IT	BT	
	Rider	Time	Rider	Time	Rider	Time	Rider	Time					
1	P.ACOSTA	29.149	P.ACOSTA	14.412	P.ACOSTA	32.818	J.ZARCO	31.635	1	J.ZARCO	1'48.122	1'48.267	(1)
2	J.ZARCO	29.208	J.ZARCO	14.441	J.ZARCO	32.838	B.BINDER	31.825	2	P.ACOSTA	1'48.296	1'48.353	(2)
3	B.BINDER	29.336	F.MORBIDELLI	14.619	J.MIR	33.250	J.MIR	31.872	3	B.BINDER	1'49.213	1'49.278	(3)
4	D.MOREIRA	29.455	J.MIR	14.647	D.MOREIRA	33.361	P.ACOSTA	31.917	4	J.MIR	1'49.327	1'49.522	(4)
5	J.MILLER	29.475	A.FERNANDEZ	14.647	B.BINDER	33.363	L.MARINI	32.069	5	L.MARINI	1'49.671	1'49.803	(5)
6	F.QUARTARAR	29.519	L.MARINI	14.667	L.MARINI	33.407	T.RAZGATLIOG	32.168	6	A.FERNANDEZ	1'49.870	1'49.977	(6)
7	L.MARINI	29.528	B.BINDER	14.689	A.FERNANDEZ	33.431	D.MOREIRA	32.184	7	F.MORBIDELLI	1'50.039	1'50.219	(8)
8	J.MIR	29.558	L.SAVADORI	14.692	F.QUARTARAR	33.471	F.MORBIDELLI	32.207	8	T.RAZGATLIOGLU	1'50.108	1'50.252	(9)
9	T.RAZGATLIOG	29.560	J.MILLER	14.698	T.RAZGATLIOG	33.554	A.FERNANDEZ	32.227	9	F.QUARTARARO	1'50.139	1'50.139	(7)
10	A.FERNANDEZ	29.565	A.RINS	14.704	J.MILLER	33.625	L.SAVADORI	32.312	10	L.SAVADORI	1'50.363	1'50.390	(10)
11	F.MORBIDELLI	29.584	D.MOREIRA	14.708	F.MORBIDELLI	33.629	F.QUARTARARO	32.344	11	J.MILLER	1'50.454	1'58.941	(12)
12	L.SAVADORI	29.636	F.QUARTARAR	14.805	L.SAVADORI	33.723	A.RINS	32.434	12	A.RINS	1'50.656	1'50.763	(11)
13	A.RINS	29.788	T.RAZGATLIOG	14.826	A.RINS	33.730	J.MILLER	32.656	-1	D.MOREIRA			(-1)

These data/results cannot be reproduced, stored and/or transmitted in whole or in part by any manner of electronic, mechanical, photocopying, recording, broadcasting or otherwise now known or herein after developed without the previous express consent by the copyright owner, except for reproduction in daily press and regular printed publications on sale to the public within 60 days of the event related to those data/results and always provided that copyright symbol appears together as follows below.

© MotoGP Sports Entertainment Group, 2026



Circuito de Jerez - Ángel Nieto 4423 m.

FASTEST LAPS SEQUENCE

ESTRELLA GALICIA O,O GRAND PRIX OF SPAIN

QUALIFYING NR. 1

<i>Practice Time</i>	<i>#</i>	<i>Rider</i>	<i>Nation</i>	<i>Motorcycle</i>	<i>Time</i>	<i>Km/h</i>	<i>Rider's Lap</i>
3'46.917	37	Pedro ACOSTA	SPA	KTM	1'49.302	145.6	2
8'05.080	5	Johann ZARCO	FRA	HONDA	1'48.388	146.9	4
9'53.347	5	Johann ZARCO	FRA	HONDA	1'48.267	147.0	5

These data/results cannot be reproduced, stored and/or transmitted in whole or in part by any manner of electronic, mechanical, photocopying, recording, broadcasting or otherwise now known or herein after developed without the previous express consent by the copyright owner, except for reproduction in daily press and regular printed publications on sale to the public within 60 days of the event related to those data/results and always provided that copyright symbol appears together as follows below.

© MotoGP Sports Entertainment Group, 2026

Official MotoGP Timing by

www.motogp.com

Jerez de la Frontera, Saturday, April 25, 2026