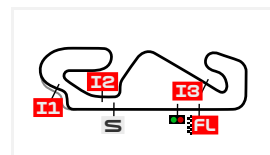


CLASSIFICATION

MONSTER ENERGY GRAND PRIX OF CATALONIA PRACTICE



Circuit de Barcelona-Catalunya 4657 m.

#	Rider	Nation	Team	Motorcycle	Time	Lap Total	Gap	T. Speed
1	37 Pedro ACOSTA	SPA	Red Bull KTM Factory Racing	KTM	1'38.710	16 22		357.6
2	73 Alex MARQUEZ	SPA	BK8 Gresini Racing MotoGP	DUCATI	1'38.728	18 22	0.018 0.018	356.4
3	33 Brad BINDER	RSA	Red Bull KTM Factory Racing	KTM	1'38.780	18 20	0.070 0.052	354.0
4	25 Raul FERNANDEZ	SPA	Trackhouse MotoGP Team	APRILIA	1'38.788	23 23	0.078 0.008	352.9
5	5 Johann ZARCO	FRA	Castrol Honda LCR	HONDA	1'38.789	21 21	0.079 0.001	358.8
6	49 Fabio DI GIANNANTONIO	ITA	Pertamina Enduro VR46 Racing Team	DUCATI	1'38.819	18 22	0.109 0.030	352.9
7	72 Marco BEZZECCHI	ITA	Aprilia Racing	APRILIA	1'38.831	23 24	0.121 0.012	356.4
8	36 Joan MIR	SPA	Honda HRC Castrol	HONDA	1'38.846	18 19	0.136 0.015	355.2
9	43 Jack MILLER	AUS	Prima Pramac Yamaha MotoGP	YAMAHA	1'38.911	22 23	0.201 0.065	349.5
10	20 Fabio QUARTARARO	FRA	Monster Energy Yamaha MotoGP Team	YAMAHA	1'38.979	23 23	0.269 0.068	345.0
11	23 Enea BASTIANINI	ITA	Red Bull KTM Tech3	KTM	1'39.059	15 20	0.349 0.080	358.8
12	63 Francesco BAGNAIA	ITA	Ducati Lenovo Team	DUCATI	1'39.060	18 19	0.350 0.001	355.2
13	79 Ai OGURA	JPN	Trackhouse MotoGP Team	APRILIA	1'39.115	10 19	0.405 0.055	355.2
14	11 Diogo MOREIRA	BRA	Pro Honda LCR	HONDA	1'39.174	19 20	0.464 0.059	357.6
15	21 Franco MORBIDELLI	ITA	Pertamina Enduro VR46 Racing Team	DUCATI	1'39.295	18 23	0.585 0.121	351.7
16	54 Fermin ALDEGUER	SPA	BK8 Gresini Racing MotoGP	DUCATI	1'39.322	15 20	0.612 0.027	349.5
17	89 Jorge MARTIN	SPA	Aprilia Racing	APRILIA	1'39.389	17 20	0.679 0.067	356.4
18	10 Luca MARINI	ITA	Honda HRC Castrol	HONDA	1'39.390	17 19	0.680 0.001	355.2
19	7 Toprak RAZGATLIOGLU	TUR	Prima Pramac Yamaha MotoGP	YAMAHA	1'39.531	21 24	0.821 0.141	347.2
20	12 Maverick VIÑALES	SPA	Red Bull KTM Tech3	KTM	1'39.711	19 24	1.001 0.180	351.7
21	42 Alex RINS	SPA	Monster Energy Yamaha MotoGP Team	YAMAHA	1'39.752	15 17	1.042 0.041	348.3
22	47 Augusto FERNANDEZ	SPA	Yamaha Factory Racing	YAMAHA	1'39.935	20 22	1.225 0.183	346.1

Practice condition: **Dry**

Air: 17°

Humidity: 51%

Ground: 31°

Fastest Lap:	Lap: 16	Pedro ACOSTA	1'38.710	169.8 Km/h
Best Race Lap:	2024	Pedro ACOSTA	1'39.664	168.2 Km/h
All-Time Lap Record:	2025	Alex MARQUEZ	1'37.536	171.8 Km/h

The results are provisional until the end of the limit for protest and appeals.

Time limit for protest expires 60' after publication of the results - Time: **Jaume Paris** **16:16**

These data/results cannot be reproduced, stored and/or transmitted in whole or in part by any manner of electronic, mechanical, photocopying, recording, broadcasting or otherwise now known or herein after developed without the previous express consent by the copyright owner, except for reproduction in daily press and regular printed publications on sale to the public within 60 days of the event related to those data/results and always provided that copyright symbol appears together as follows below.

© MotoGP Sports Entertainment Group, 2026

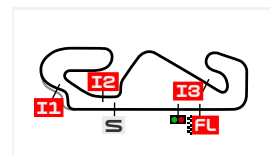
Official MotoGP Timing by

www.motogp.com

Barcelona, Friday, May 15, 2026

TOP SPEED & AVERAGE

MONSTER ENERGY GRAND PRIX OF CATALONIA PRACTICE



Circuit de Barcelona-Catalunya 4657 m.

#	Rider	Nation	Motorcycle	Top 5 speeds					Average	Top
5	Johann ZARCO	FRA	HONDA	358.8	354.0	352.9	352.9	352.9	354.3	358.8
23	Enea BASTIANINI	ITA	KTM	358.8	357.6	355.2	355.2	355.2	356.4	358.8
11	Diogo MOREIRA	BRA	HONDA	357.6	351.7	349.5	347.2	347.2	350.6	357.6
37	Pedro ACOSTA	SPA	KTM	357.6	356.4	355.2	354.0	354.0	355.4	357.6
72	Marco BEZZECCHI	ITA	APRILIA	356.4	354.0	351.7	351.7	351.7	352.9	356.4
73	Alex MARQUEZ	SPA	DUCATI	356.4	355.2	352.9	352.9	351.7	352.7	356.4
89	Jorge MARTIN	SPA	APRILIA	356.4	351.7	350.6	349.5	348.3	350.8	356.4
10	Luca MARINI	ITA	HONDA	355.2	354.0	352.9	352.9	352.9	353.6	355.2
36	Joan MIR	SPA	HONDA	355.2	351.7	351.7	351.7	350.6	351.5	355.2
63	Francesco BAGNAIA	ITA	DUCATI	355.2	354.0	354.0	352.9	352.9	353.5	355.2
79	Ai OGURA	JPN	APRILIA	355.2	354.0	352.9	352.9	351.7	352.9	355.2
33	Brad BINDER	RSA	KTM	354.0	354.0	352.9	351.7	350.6	351.9	354.0
25	Raul FERNANDEZ	SPA	APRILIA	352.9	352.9	351.7	350.6	348.3	351.3	352.9
49	Fabio DI GIANNANTONIO	ITA	DUCATI	352.9	351.7	351.7	350.6	350.6	351.5	352.9
12	Maverick VIÑALES	SPA	KTM	351.7	351.7	350.6	350.6	350.6	351.0	351.7
21	Franco MORBIDELLI	ITA	DUCATI	351.7	349.5	349.5	348.3	348.3	349.5	351.7
43	Jack MILLER	AUS	YAMAHA	349.5	348.3	347.2	347.2	347.2	347.8	349.5
54	Fermin ALDEGUER	SPA	DUCATI	349.5	349.5	348.3	348.3	348.3	348.8	349.5
42	Alex RINS	SPA	YAMAHA	348.3	348.3	348.3	347.2	347.2	347.9	348.3
7	Toprak RAZGATLIOGLU	TUR	YAMAHA	347.2	346.1	346.1	345.0	345.0	345.7	347.2
47	Augusto FERNANDEZ	SPA	YAMAHA	346.1	345.0	345.0	343.9	342.8	344.6	346.1
20	Fabio QUARTARARO	FRA	YAMAHA	345.0	345.0	343.9	343.9	342.8	343.7	345.0

These data/results cannot be reproduced, stored and/or transmitted in whole or in part by any manner of electronic, mechanical, photocopying, recording, broadcasting or otherwise now known or herein after developed without the previous express consent by the copyright owner, except for reproduction in daily press and regular printed publications on sale to the public within 60 days of the event related to those data/results and always provided that copyright symbol appears together as follows below.

© MotoGP Sports Entertainment Group, 2026

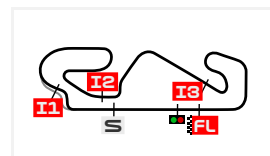
Official MotoGP Timing by www.motogp.com

Barcelona, Friday, May 15, 2026

CHRONOLOGICAL ANALYSIS OF PERFORMANCES

MONSTER ENERGY GRAND PRIX OF CATALONIA

PRACTICE



Circuit de Barcelona-Catalunya 4657 m.

* Lap / Sector time cancelled
 P Crossing the finish line in pit lane
 ** Tyre data subject to further updates

T1 Time from finish line to 1st intermediate
 T2 Time from 1st intermed. to 2nd intermed.

T3 Time from 2nd intermed. to 3rd intermed.
 T4 Time from 3rd intermediate to finish line

Lap	Lap Time	T1	T2	T3	T4	Speed	Lap	Lap Time	T1	T2	T3	T4	Speed
1st	37	Pedro ACOSTA		KTM		SPA	4	1'39.269	16.514	32.708	18.810	31.237	355.2
		Red Bull KTM Factory Racing					5	1'42.331 *	16.723 *	34.928	19.143	31.537	351.7
		Runs=4	Total laps=22	Full laps=15	Valid laps=12		6	1'39.532	16.553	32.793	18.820	31.366	351.7
Run #	1	Front Tyre	Slick-Soft	Rear Tyre	Slick-Soft		7	1'52.346 P	16.668	35.060	19.479	41.139	356.4
		**	5 Laps at start	**	New Tyre								
1	1'49.479	19.386	35.379	19.494	32.063	217.3							
2	1'40.738	16.803	33.224	18.854	31.857	350.6							
3	1'39.982	16.572	33.103	18.892	31.415	349.5							
4	1'47.934 *	16.707 *	36.337	19.046	35.844	348.3							
5	1'40.172	16.639	33.003	19.026	31.504	350.6							
6	1'40.160	16.547	32.887	19.030	31.696	352.9							
7	1'51.500 P	16.556	32.970	18.938	43.036	350.6							
Run #	2	Front Tyre	missing data	Rear Tyre	missing data		8	7'34.262	21.161	35.279	19.750	32.361	198.8
		**	Laps at start	**	Laps at start								
8	10'28.709	19.351	34.494	19.637	32.021	223.6							
9	1'40.073	16.760	32.975	18.838	31.500	351.7							
10	1'39.868	16.541	32.898	18.914	31.515	354.0							
11	1'41.121 *	16.557 *	33.937	19.076	31.551	352.9							
12	1'39.961	16.442	32.905	18.928	31.686	355.2							
13	1'40.169	16.531	32.956	19.004	31.678	350.6							
14	1'51.549 P	16.227 *	34.714	19.237	41.371	348.3							
Run #	3	Front Tyre	Slick-Medium	Rear Tyre	Slick-Soft		15 <th>1'54.137 P</th> <th>17.024</th> <th>35.370</th> <th>19.665</th> <th>42.078</th> <th>348.3</th>	1'54.137 P	17.024	35.370	19.665	42.078	348.3
		**	New Tyre	**	New Tyre								
15	11'15.480	18.612	34.091	19.083	31.489	223.6							
16	1'38.710	16.474	32.422	18.704	31.110	352.9							
17	1'38.850	16.311	32.557	18.746	31.236	352.9							
18	1'50.152 P	16.142 *	33.399	19.289	41.322	354.0							
Run #	4	Front Tyre	Slick-Medium	Rear Tyre	Slick-Soft		16 <th>15'50.684</th> <th>20.059</th> <th>35.258</th> <th>19.437</th> <th>31.776</th> <th>194.5</th>	15'50.684	20.059	35.258	19.437	31.776	194.5
		**	4 Laps at start	**	New Tyre								
19	6'16.967	21.224	33.525	18.960	36.505	131.7							
20	1'40.706	16.489	32.540	18.653	33.024	352.9							
21	1'40.138	16.287	32.516	19.750	31.585	357.6							
22	1'49.428 *	18.290 *	38.046	19.951	33.141	356.4							
2nd	73	Alex MARQUEZ		DUCATI		SPA	17	1'39.658	16.666	32.821	18.918	31.253	349.5
		BK8 Gresini Racing MotoGP					18	1'38.728	16.494	32.320	18.821	31.093	351.7
		Runs=4	Total laps=22	Full laps=15	Valid laps=12		19	1'51.696 P	16.973	34.076	19.074	41.573	351.7
Run #	1	Front Tyre	Slick-Soft	Rear Tyre	Slick-Soft		Run #	4	Front Tyre	Slick-Medium	Rear Tyre	Slick-Soft	
			New Tyre		New Tyre				**	4 Laps at start	**	New Tyre	
1	2'13.987	19.736	35.016	19.510	31.964	216.0	20	3'55.721	18.856	34.379	19.537	31.600	213.8
2	1'40.159	16.845	32.999	18.944	31.371	352.9	21	1'39.629 *	16.583	32.519	18.787	31.740 *	352.9
3	1'39.145	16.663	32.502	18.826	31.154	351.7	22	1'45.403 *	17.278 *	36.468	19.310	32.347	351.7
3rd	33	Brad BINDER		KTM		RSA	Run #	1	Front Tyre	Slick-Soft	Rear Tyre	Slick-Soft	
		Red Bull KTM Factory Racing							**	5 Laps at start	**	New Tyre	
		Runs=4	Total laps=20	Full laps=13	Valid laps=11		1	1'51.961	19.475	34.729	19.538	32.220	223.1
Run #	2	Front Tyre	Slick-Medium	Rear Tyre	Slick-Soft		2	1'40.825	17.053	33.111	19.069	31.592	354.0
		**	New Tyre	**	New Tyre		3	1'39.636	16.764	32.788	18.723	31.361	348.3
8	13'18.253	21.157	34.855	19.712	32.440	158.8	4	1'47.407	16.808	33.712	19.102	37.785	349.5
9	1'42.221	17.603	33.359	19.266	31.993	350.6	5	1'40.614	16.757	33.116	18.985	31.756	351.7
10	1'40.569	16.744	33.160	19.071	31.594	349.5	6	1'46.198 *	18.184 *	36.807	19.258	31.949	350.6
							7	1'51.309 P	17.204	33.313	19.128	41.664	352.9

Fastest Lap: Pedro ACOSTA SPA Red Bull KTM Factory Racing **1'38.710** 16.474 32.422 18.704 31.110

These data/results cannot be reproduced, stored and/or transmitted in whole or in part by any manner of electronic, mechanical, photocopying, recording, broadcasting or otherwise now known or herein after developed without the previous express consent by the copyright owner, except for reproduction in daily press and regular printed publications on sale to the public within 60 days of the event related to those data/results and always provided that copyright symbol appears together as follows below.

© MotoGP Sports Entertainment Group, 2026

Official MotoGP Timing by

www.motogp.com

Barcelona, Friday, May 15, 2026

Practice

MotoGP™

Lap	Lap Time	T1	T2	T3	T4	Speed
11	1'40.598	16.810	33.035	19.086	31.667	346.1
12	1'55.899 P	16.789	33.069	23.990	42.051	345.0
Run #	3	Front Tyre	Slick-Medium	Rear Tyre	Slick-Soft	
			New Tyre		New Tyre	
13	7'59.499	18.905	33.705	19.100	31.661	191.4
14	1'39.292	16.681	32.624	18.710	31.277	347.2
15	1'38.970	16.482	32.560	18.720	31.208	350.6
16	1'51.543 P	16.754	34.045	19.148	41.596	346.1
Run #	4	Front Tyre	Slick-Medium	Rear Tyre	Slick-Soft	
			4 Laps at start		New Tyre	
17	9'48.059	20.217	33.492	19.259	35.890	174.1
18	1'38.780	16.565	32.416	18.726	31.073	354.0
19	1'39.104	16.443	32.470	18.790	31.401	350.6
20	1'51.359 *	17.876 *	39.882	19.900	33.701	347.2

4th 25 **Raul FERNANDEZ** APRILIA SPA

Trackhouse MotoGP Team

Runs=5 Total laps=23 Full laps=14 Valid laps=11

Run #	1	Front Tyre	Slick-Soft	Rear Tyre	Slick-Soft	
			New Tyre		New Tyre	
1	2'10.827	19.828	34.544	19.462	31.745	216.4
2	1'39.897	16.869	32.896	18.859	31.273	351.7
3	1'39.569	16.600	32.667	18.951	31.351	350.6
4	1'39.909	16.585	32.895	18.969	31.460	352.9
5	1'56.836 P	17.787 *	37.666	19.377	42.006	352.9
Run #	2	Front Tyre	Slick-Medium	Rear Tyre	Slick-Soft	
			New Tyre		5 Laps at start	
6	9'07.432	19.822	34.081	19.252	31.812	219.5
7	1'40.241	16.817	32.936	18.961	31.527	343.9
8	1'40.256	16.651	33.008	19.031	31.566	345.0
9	1'40.236	16.767	32.885	18.979	31.605	343.9
10	1'54.498 P	17.038 *	35.030	19.443	42.987	345.0
Run #	3	Front Tyre	Slick-Medium	Rear Tyre	Slick-Soft	
			5 Laps at start		New Tyre	
11	7'51.013	20.534	34.816	19.541	31.970	189.4
12	1'41.580 *	17.088 *	33.324	19.253	31.915	345.0
13	1'39.757	16.765	32.683	18.886	31.423	342.8
14	1'55.784 P	16.518	32.692	21.356	45.218	345.0
Run #	4	Front Tyre	Slick-Medium	Rear Tyre	Slick-Soft	
			New Tyre		New Tyre	
15	8'24.634	18.991	34.255	19.850	31.971	215.1
16	1'39.674	16.704	32.825	18.883	31.262	342.8
17	1'39.256	16.520	32.602	18.832	31.302	346.1
18	1'38.982	16.484	32.541	18.779	31.178	347.2
19	1'53.668 P	16.930 *	34.424	19.947	42.367	343.9
Run #	5	Front Tyre	Slick-Medium	Rear Tyre	Slick-Soft	
			5 Laps at start		New Tyre	
20	3'03.543	18.916	33.402	19.145	31.564	215.5
21	1'39.319 *	16.474	32.538	18.673	31.634 *	348.3
22	1'40.969 *	16.917 *	33.618	19.079	31.355	347.2
23	1'38.788	16.431	32.528	18.724	31.105	346.1

5th 5 **Johann ZARCO** HONDA FRA

Castrol Honda LCR

Runs=5 Total laps=21 Full laps=12 Valid laps=11

Lap	Lap Time	T1	T2	T3	T4	Speed
Run #	1	Front Tyre	Slick-Soft	Rear Tyre	Slick-Soft	
			New Tyre		New Tyre	
1	2'06.798	18.633	36.453	19.409	31.692	222.6
2	1'39.809	16.766	32.671	18.909	31.463	351.7
3	1'39.760	16.627	32.769	19.045	31.319	352.9
4	1'58.148 P	18.451 *	36.222	20.683	42.792	354.0
Run #	2	Front Tyre	Slick-Soft	Rear Tyre	Slick-Medium	
			4 Laps at start		New Tyre	
5	7'11.147	18.278	33.965	19.380	31.854	217.3
6	1'40.719	16.759	33.055	19.124	31.781	346.1
7	1'40.699	16.863	33.065	19.083	31.688	342.8
8	1'52.737 P	16.810	33.072	19.084	43.771	345.0
Run #	3	Front Tyre	Slick-Medium	Rear Tyre	Slick-Medium	
			New Tyre		4 Laps at start	
9	6'39.147	18.236	34.072	19.379	32.177	219.5
10	1'41.954	16.988	33.324	19.441	32.201	346.1
11	1'40.512	16.824	32.961	19.017	31.710	346.1
12	1'40.217	16.691	32.942	19.016	31.568	345.0
13	1'52.745 P	16.768	33.275	20.373	42.329	346.1
Run #	4	Front Tyre	Slick-Medium	Rear Tyre	Slick-Soft	
			5 Laps at start		New Tyre	
14	10'48.141	17.506	33.560	19.327	31.873	219.5
15	1'42.000	16.719	32.605	20.771	31.905	346.1
16	1'39.461	16.614	32.687	18.894	31.266	346.1
17	1'52.252 P	17.254	33.554	19.678	41.766	343.9
Run #	5	Front Tyre	Slick-Medium	Rear Tyre	Slick-Soft	
			New Tyre		New Tyre	
18	6'19.665	18.357	35.882	19.339	31.611	201.1
19	1'44.116 *	16.795 *	36.869	19.079	31.373	358.8
20	1'43.943	16.340	36.583	19.414	31.606	352.9
21	1'38.789	16.471	32.506	18.673	31.139	352.9

6th 49 **Fabio DI GIANNANTONIO** DUCATI ITA

Pertamina Enduro VR46 Racing Team

Runs=5 Total laps=22 Full laps=13 Valid laps=11

Run #	1	Front Tyre	Slick-Soft	Rear Tyre	Slick-Soft	
			New Tyre		New Tyre	
1	2'03.646	19.057	34.344	19.340	31.779	220.8
2	1'39.953	16.728	32.792	19.025	31.408	351.7
3	1'39.280	16.502	32.593	18.898	31.287	351.7
4	1'56.099 P	17.362 *	35.711	19.380	43.646	352.9
Run #	2	Front Tyre	Slick-Soft	Rear Tyre	Slick-Soft	
			4 Laps at start		4 Laps at start	
5	6'20.458	19.288	33.852	19.278	32.813	182.4
6	1'40.677	16.837	33.132	19.199	31.509	346.1
7	1'39.765	16.584	32.733	19.037	31.411	345.0
8	1'40.131	16.662	32.904	19.056	31.509	345.0
9	1'40.042	16.652	32.803	19.116	31.471	349.5
10	1'58.781 P	17.623 *	34.944	19.935	46.279	346.1
Run #	3	Front Tyre	Slick-Medium	Rear Tyre	Slick-Medium	
			New Tyre		New Tyre	
11	12'02.628	20.679	34.298	19.483	31.999	163.1
12	1'40.703	16.955	33.069	19.084	31.595	345.0
13	1'39.572	16.577	32.594	18.989	31.412	346.1
14	1'39.448	16.685	32.534	18.900	31.329	346.1

Fastest Lap: Pedro ACOSTA SPA Red Bull KTM Factory Racing **1'38.710** 16.474 32.422 18.704 31.110

These data/results cannot be reproduced, stored and/or transmitted in whole or in part by any manner of electronic, mechanical, photocopying, recording, broadcasting or otherwise now known or herein after developed without the previous express consent by the copyright owner, except for reproduction in daily press and regular printed publications on sale to the public within 60 days of the event related to those data/results and always provided that copyright symbol appears together as follows below.

© MotoGP Sports Entertainment Group, 2026

Official MotoGP Timing by  TISSOT

www.motogp.com

Barcelona, Friday, May 15, 2026

Page 2 of 8

Practice

MotoGP™

Lap	Lap Time	T1	T2	T3	T4	Speed
15	1'54.105 P	17.056	33.882	19.451	43.716	346.1
Run #	4	Front Tyre	Slick-Medium	Rear Tyre	Slick-Soft	
		New Tyre		New Tyre		
16	6'51.957	19.037	33.438	19.063	31.643	190.1
17	1'38.905	16.512	32.444	18.813	31.136	350.6
18	1'38.819	16.516	32.408	18.771	31.124	348.3
19	1'52.743 P	16.441 *	34.224	19.394	42.684	348.3
Run #	5	Front Tyre	Slick-Medium	Rear Tyre	Slick-Soft	
		4 Laps at start		New Tyre		
20	3'37.802	18.886	33.344	19.153	31.495	192.5
21	1'39.989 *	16.489	32.211	18.959	32.330 *	350.6
22	1'41.614 *	16.509 *	33.829	19.326	31.950	346.1

7th **72** **Marco BEZZECCHI** APRILIA ITA
Aprilia Racing

Runs=5 Total laps=24 Full laps=15 Valid laps=15

Run #	1	Front Tyre	Slick-Soft	Rear Tyre	Slick-Soft	
		New Tyre		New Tyre		
1	1'58.992	18.881	34.438	19.332	32.991	233.2
2	1'39.062	16.625	32.603	18.682	31.152	354.0
3	1'39.180	16.608	32.560	18.733	31.279	348.3
4	1'54.618 P	18.466 *	34.686	19.053	42.413	351.7
Run #	2	Front Tyre	Slick-Medium	Rear Tyre	Slick-Soft	
		New Tyre		4 Laps at start		
5	5'36.951	20.426	33.834	19.406	31.996	180.6
6	1'40.481	16.871	33.133	18.946	31.531	348.3
7	1'39.892	16.699	32.812	18.890	31.491	346.1
8	1'40.096	16.705	32.872	18.829	31.690	343.9
9	1'40.401	16.771	33.008	18.980	31.642	349.5
10	1'40.004	16.482	32.904	18.993	31.625	347.2
11	1'40.373	16.621	32.902	19.253	31.597	349.5
12	1'40.295	16.550	33.038	19.097	31.610	351.7
13	1'56.079 P	18.755 *	35.241	19.376	42.707	350.6

8th **36** **Joan MIR** HONDA SPA
Honda HRC Castrol

Runs=5 Total laps=19 Full laps=11 Valid laps=11

Run #	3	Front Tyre	Slick-Medium	Rear Tyre	Slick-Soft	
		9 Laps at start		13 Laps at start		
14	8'27.325	19.431	34.363	19.436	32.078	209.3
15	1'41.304	17.029	33.352	19.159	31.764	347.2
16	2'24.403 P	16.699	1'03.000	21.412	43.292	348.3
Run #	4	Front Tyre	Slick-Medium	Rear Tyre	Slick-Soft	
		New Tyre		New Tyre		
17	8'00.668	24.280	33.874	19.223	32.328	186.2
18	1'40.108	16.672	32.812	19.007	31.617	356.4
19	1'39.067	16.461	32.694	18.734	31.178	349.5
20	1'56.302 P	19.213 *	35.618	19.104	42.367	350.6
Run #	5	Front Tyre	Slick-Medium	Rear Tyre	Slick-Soft	
		4 Laps at start		New Tyre		
21	3'37.392	18.120	33.214	18.941	31.472	227.3
22	1'40.233	17.061	32.828	18.907	31.437	350.6
23	1'38.831	16.437	32.549	18.728	31.117	351.7
24	1'39.088	16.554	32.563	18.689	31.282	351.7

8th **36** **Joan MIR** HONDA SPA
Honda HRC Castrol

Runs=5 Total laps=19 Full laps=11 Valid laps=11

Lap	Lap Time	T1	T2	T3	T4	Speed
Run #	1	Front Tyre	Slick-Soft	Rear Tyre	Slick-Soft	
		New Tyre		New Tyre		
1	2'04.870	19.404	34.472	19.577	32.256	218.1
2	1'42.163	16.843	34.126	19.258	31.936	351.7
3	1'40.979	16.702	33.565	19.094	31.618	355.2
4	1'40.223	16.593	33.118	18.961	31.551	351.7
5	1'40.231	16.745	32.868	19.057	31.561	349.5
6	1'53.554 P	16.687	34.187	19.187	43.493	350.6
Run #	2	Front Tyre	Slick-Soft	Rear Tyre	Slick-Soft	
		6 Laps at start		6 Laps at start		
7	9'43.281	18.417	34.093	19.392	31.979	222.2
8	1'40.569	16.820	33.042	19.118	31.589	348.3
9	1'40.814	16.787	33.089	19.214	31.724	348.3
10	1'40.587	16.746	33.128	19.047	31.666	350.6
11	1'40.935	16.772	33.205	19.201	31.757	350.6
12	1'40.939	16.730	33.267	19.131	31.811	350.6
13	1'58.975 P	18.762 *	35.335	21.220	43.658	348.3

Run #	3	Front Tyre	Slick-Medium	Rear Tyre	Slick-Medium	
		New Tyre		New Tyre		
14	9'44.664	18.696	33.693	19.229	31.816	225.0
15	1'40.239	16.872	32.796	19.054	31.517	348.3
16	1'51.749 P	16.701	33.000	18.937	43.111	349.5

Run #	4	Front Tyre	Slick-Medium	Rear Tyre	Slick-Soft	
		New Tyre		New Tyre		
17	7'05.686	17.963	33.475	19.092	31.302	222.6
18	1'38.846	16.520	32.503	18.738	31.085	351.7
19	1'54.417 P	20.179 *	33.844	19.168	41.226	350.6

Run #	5	Front Tyre	Slick-Medium	Rear Tyre	Slick-Soft	
		3 Laps at start		New Tyre		
		unfinished	18.446	33.702	19.838	225.0

9th **43** **Jack MILLER** YAMAHA AUS
Prima Pramac Yamaha MotoGP

Runs=4 Total laps=23 Full laps=16 Valid laps=14

Run #	1	Front Tyre	Slick-Soft	Rear Tyre	Slick-Soft	
		New Tyre		New Tyre		
1	1'53.868	19.730	34.963	20.066	32.572	224.5
2	1'40.856	16.901	33.113	19.184	31.658	347.2
3	1'40.164	16.765	32.763	19.013	31.623	343.9
4	1'47.319 *	18.889 *	36.221	20.003	32.206	341.7
5	1'48.249 *	18.420 *	36.240	21.077	32.512	345.0
6	1'40.219	16.810	32.811	19.061	31.537	347.2
7	1'40.449	16.681	32.902	19.160	31.706	347.2
8	1'57.160 P	19.003 *	35.208	19.837	43.112	342.8
Run #	2	Front Tyre	Slick-Medium	Rear Tyre	Slick-Soft	
		New Tyre		8 Laps at start		
9	8'08.700	18.812	35.039	19.721	32.296	221.7
10	1'41.873	17.311	33.322	19.254	31.986	341.7
11	1'40.713	16.849	33.026	19.110	31.728	341.7
12	1'41.208	16.952	33.224	19.156	31.876	345.0
13	1'40.947	16.813	33.110	19.142	31.882	347.2
14	1'41.217	16.748	33.072	19.531	31.866	343.9
15	1'51.339 P	16.855	33.333	19.324	41.827	342.8

Fastest Lap: Pedro ACOSTA SPA Red Bull KTM Factory Racing **1'38.710** 16.474 32.422 18.704 31.110

These data/results cannot be reproduced, stored and/or transmitted in whole or in part by any manner of electronic, mechanical, photocopying, recording, broadcasting or otherwise now known or herein after developed without the previous express consent by the copyright owner, except for reproduction in daily press and regular printed publications on sale to the public within 60 days of the event related to those data/results and always provided that copyright symbol appears together as follows below.

© MotoGP Sports Entertainment Group, 2026

Official MotoGP Timing by TISSOT

www.motogp.com

Barcelona, Friday, May 15, 2026

Page 3 of 8



Practice

MotoGP™

Lap	Lap Time	T1	T2	T3	T4	Speed
Run # 3		Front Tyre	Slick-Medium	Rear Tyre	Slick-Soft	
		New Tyre		New Tyre		
16	14'26.993	19.327	42.024	19.415	32.142	203.0
17	1'39.996	16.993	32.748	18.914	31.341	345.0
18	1'39.317	16.588	32.593	18.843	31.293	342.8
19	1'53.080 P	17.562 *	34.835	19.297	41.386	343.9
Run # 4		Front Tyre	Slick-Medium	Rear Tyre	Slick-Soft	
		4 Laps at start		New Tyre		
20	3'39.741	18.246	33.284	19.038	31.414	220.4
21	1'40.193	16.848	32.934	19.009	31.402	345.0
22	1'38.911	16.550	32.417	18.824	31.120	349.5
23	1'39.716	16.676	32.590	18.950	31.500	348.3

10th 20 **Fabio QUARTARARO** YAMAHA FRA
 Monster Energy Yamaha MotoGP Team
 Runs=5 Total laps=23 Full laps=14 Valid laps=11

Run #	1	Front Tyre	Slick-Soft	Rear Tyre	Slick-Soft	
		New Tyre		New Tyre		
1	2'56.926	18.884	35.489	19.913	33.347	227.8
2	1'43.513	17.535	34.320	19.505	32.153	339.6
3	1'40.065	16.760	32.809	19.022	31.474	335.4
4	1'40.038	16.674	32.812	19.028	31.524	343.9
5	1'48.086 *	20.616 *	35.993	19.563	31.914	345.0
6	1'45.235 *	18.806 *	34.936	19.512	31.981	339.6
7	1'39.970	16.733	32.783	18.968	31.486	341.7
8	1'54.798 P	17.411	34.537	20.021	42.829	345.0

Run #	2	Front Tyre	Slick-Medium	Rear Tyre	Slick-Soft	
		New Tyre		8 Laps at start		
9	12'53.364	18.977	34.859	20.479	32.237	212.1
10	1'40.825	16.929	33.093	19.078	31.725	343.9
11	1'40.835	16.738	32.978	19.380	31.739	340.6
12	1'40.710	16.772	33.042	19.114	31.782	339.6
13	1'43.601 *	17.568 *	34.617	19.439	31.977	341.7
14	1'58.479 P	21.407 *	35.756	19.234	42.082	341.7

Run #	3	Front Tyre	Slick-Medium	Rear Tyre	Slick-Medium	
		6 Laps at start		New Tyre		
15	5'18.593	18.105	34.011	19.219	31.982	229.2
16	1'40.190	16.837	32.842	18.985	31.526	338.5
17	1'39.928	16.762	32.666	18.971	31.529	342.8
18	1'51.205 P	16.839 *	34.139	19.148	41.079	340.6

Run #	4	Front Tyre	Slick-Medium	Rear Tyre	Slick-Soft	
		New Tyre		New Tyre		
19	5'55.783	23.256	33.599	19.159	33.681	199.6
20	1'39.642	16.770	32.588	18.934	31.350	342.8
21	1'50.085 P	16.636 *	33.429	19.107	40.913	339.6

Run #	5	Front Tyre	Slick-Medium	Rear Tyre	Slick-Soft	
		3 Laps at start		New Tyre		
22	2'43.537	17.936	33.099	18.971	31.514	233.2
23	1'38.979	16.630	32.335	18.714	31.300	342.8

11th 23 **Enea BASTIANINI** KTM ITA
 Red Bull KTM Tech3
 Runs=4 Total laps=20 Full laps=13 Valid laps=9

Run #	1	Front Tyre	Slick-Soft	Rear Tyre	Slick-Soft	
		New Tyre		New Tyre		

Lap	Lap Time	T1	T2	T3	T4	Speed
1	1'52.969	18.775	34.857	19.477	31.977	216.8
2	1'40.308	16.756	32.973	19.086	31.493	358.8
3	1'39.450	16.588	32.724	18.816	31.322	354.0
4	1'46.482 *	17.469 *	34.449	19.175	35.389	355.2
5	1'42.646 *	16.683	35.276 *	19.067	31.620	348.3
6	1'45.304 *	17.780 *	35.115	19.296	33.113	355.2
7	1'40.276	16.904	32.892	18.973	31.507	357.6
8	1'50.585 P	16.647	32.863	19.167	41.908	352.9

Run #	2	Front Tyre	Slick-Medium	Rear Tyre	Slick-Soft	
		New Tyre		8 Laps at start		
9	12'46.491	19.004	34.737	19.462	35.386	209.7
10	1'40.219	16.738	32.947	18.967	31.567	351.7
11	1'39.752	16.500	32.783	18.968	31.501	352.9
12	1'40.220	16.634	32.893	19.040	31.653	350.6
13	1'52.985 P	17.439	33.746	19.542	42.258	347.2

Run #	3	Front Tyre	Slick-Medium	Rear Tyre	Slick-Soft	
		New Tyre		New Tyre		
14	10'22.080	18.371	33.820	19.525	31.718	219.9
15	1'39.059	16.512	32.400	18.822	31.325	351.7
16	1'54.757 P	16.532	34.836	19.750	43.639	351.7

Run #	4	Front Tyre	Slick-Medium	Rear Tyre	Slick-Soft	
		3 Laps at start		New Tyre		
17	7'58.803	18.935	34.043	19.375	38.074	192.8
18	1'39.744	16.599	32.470	18.804	31.871	354.0
19	1'39.170	16.560	32.521	18.850	31.239	351.7
20	1'46.946 *	19.147 *	36.229	19.466	32.104	355.2

12th 63 **Francesco BAGNAIA** DUCATI ITA
 Ducati Lenovo Team
 Runs=5 Total laps=19 Full laps=10 Valid laps=9

Run #	1	Front Tyre	Slick-Medium	Rear Tyre	Slick-Soft	
		New Tyre		New Tyre		
1	1'59.274	20.109	35.639	19.500	33.299	218.6
2	1'50.685 P	16.895	33.274	19.129	41.387	352.9

Run #	2	Front Tyre	Slick-Medium	Rear Tyre	Slick-Soft	
		2 Laps at start		2 Laps at start		
3	6'36.197	19.838	35.229	19.235	31.751	225.4
4	1'40.874	17.113	33.138	19.029	31.594	354.0
5	1'40.289	16.662	33.078	19.060	31.489	352.9
6	1'54.671 P	17.597 *	35.896	19.351	41.827	352.9

Run #	3	Front Tyre	Slick-Medium	Rear Tyre	Slick-Soft	
		6 Laps at start		6 Laps at start		
7	9'25.527	21.913	34.312	19.294	32.022	220.8
8	1'41.342	16.871	33.365	19.257	31.849	352.9
9	1'40.477	16.666	33.143	19.166	31.502	354.0
10	1'40.594	16.723	33.184	19.043	31.644	352.9
11	1'40.371	16.575	33.060	19.099	31.637	349.5
12	1'55.084 P	17.257 *	35.781	19.849	42.197	349.5

Run #	4	Front Tyre	Slick-Medium	Rear Tyre	Slick-Soft	
		New Tyre		New Tyre		
13	12'38.389	19.082	34.657	19.190	31.875	221.7
14	1'40.041	16.749	33.052	18.914	31.326	351.7
15	1'55.635 P	16.766 *	38.614	19.090	41.165	351.7

Fastest Lap: Pedro ACOSTA SPA Red Bull KTM Factory Racing **1'38.710** 16.474 32.422 18.704 31.110

These data/results cannot be reproduced, stored and/or transmitted in whole or in part by any manner of electronic, mechanical, photocopying, recording, broadcasting or otherwise now known or herein after developed without the previous express consent by the copyright owner, except for reproduction in daily press and regular printed publications on sale to the public within 60 days of the event related to those data/results and always provided that copyright symbol appears together as follows below.

© MotoGP Sports Entertainment Group, 2026

Official MotoGP Timing by **TISSOT**

www.motogp.com

Barcelona, Friday, May 15, 2026

Page 4 of 8

Practice

MotoGP™

Lap	Lap Time	T1	T2	T3	T4	Speed
Run #	5	Front Tyre	Slick-Medium	Rear Tyre	Slick-Soft	
			3 Laps at start		New Tyre	
16	5'45.285	18.507	34.158	19.107	31.481	227.8
17	1'39.426	16.621	32.742	18.858	31.205	355.2
18	1'39.060	16.475	32.578	18.820	31.187	351.7
19	1'59.577 *	20.474 *	41.481	19.500	38.122	351.7

13th 79 **Ai OGURA** APRILIA JPN
Trackhouse MotoGP Team
Runs=4 Total laps=19 Full laps=12 Valid laps=11

Run #	1	Front Tyre	Slick-Soft	Rear Tyre	Slick-Soft	
			New Tyre		New Tyre	
1	2'09.197	19.482	35.390	19.681	32.240	211.7
2	1'40.811 *	16.970	33.164	18.953	31.724 *	349.5
3	1'39.946	16.630	32.802	18.992	31.522	351.7
4	1'39.650	16.607	32.741	18.890	31.412	352.9
5	1'39.900	16.615	32.739	19.084	31.462	354.0
6	1'40.246	16.551	32.909	19.100	31.686	352.9
7	2'03.631 P	18.512 *	38.988	20.477	45.654	355.2

Run #	2	Front Tyre	Slick-Medium	Rear Tyre	Slick-Soft	
			New Tyre		New Tyre	
8	13'02.099	20.623	35.487	19.713	32.285	165.3
9	1'40.718	17.009	33.243	19.007	31.459	348.3
10	1'39.115	16.463	32.746	18.839	31.067	349.5
11	1'39.150	16.428	32.690	18.825	31.207	348.3
12	1'42.536	16.688	33.588	19.348	32.912	346.1
unfinished						343.9

Run #	3	Front Tyre	Slick-Soft	Rear Tyre	Slick-Soft	
			New Tyre		New Tyre	
13	1'49.608 *	19.970 *	36.866	19.600	33.172	196.3
14	1'40.070	16.832	32.940	18.921	31.377	351.7
15	1'51.531 P	16.614	32.695	20.082	42.140	350.6

Run #	4	Front Tyre	Slick-Medium	Rear Tyre	Slick-Soft	
			New Tyre		New Tyre	
16	5'32.417	18.549	34.589	19.305	31.946	212.5
17	1'39.990 *	16.714	32.841	18.957	31.478 *	351.7
18	1'42.171 *	16.918 *	34.052	19.296	31.905	349.5
19	1'39.373	16.504	32.764	18.815	31.290	349.5

14th 11 **Diogo MOREIRA** HONDA BRA
Pro Honda LCR
Runs=5 Total laps=20 Full laps=11 Valid laps=8

Run #	1	Front Tyre	Slick-Soft	Rear Tyre	Slick-Soft	
			New Tyre		New Tyre	
1	2'00.557	18.939	35.958	19.650	36.246	229.2
2	1'41.255	17.054	33.291	19.202	31.708	336.4
3	1'39.722	16.597	32.688	18.999	31.438	351.7
4	1'54.951 P	17.237 *	35.110	19.325	43.279	346.1

Run #	2	Front Tyre	Slick-Soft	Rear Tyre	Slick-Soft	
			4 Laps at start		4 Laps at start	
5	9'12.165	19.236	33.930	19.616	31.903	216.4
6	1'41.814	17.012	33.446	19.361	31.995	341.7
7	1'40.797	16.764	33.161	19.071	31.801	343.9
8	1'52.143 P	16.751	33.123	20.189	42.080	345.0

Lap	Lap Time	T1	T2	T3	T4	Speed
Run #	3	Front Tyre	Slick-Medium	Rear Tyre	Slick-Soft	
			New Tyre		8 Laps at start	
9	9'34.461	18.865	34.154	19.246	32.188	221.7
10	1'41.588	17.096	33.475	19.170	31.847	345.0
11	1'43.758 *	17.107 *	33.576	19.498	33.577	343.9
12	1'41.517	17.081	33.471	19.165	31.800	343.9
13	1'50.898 P	16.634	33.351	19.210	41.703	347.2

Run #	4	Front Tyre	Slick-Medium	Rear Tyre	Slick-Soft	
			New Tyre		New Tyre	
14	6'55.703 *	17.975	33.428 *	19.021	31.626	231.7
15	1'40.260	16.674	33.001	19.013	31.572	346.1
16	1'52.906 P	17.621 *	34.097	19.425	41.763	347.2

Run #	5	Front Tyre	Slick-Soft	Rear Tyre	Slick-Soft	
			New Tyre		New Tyre	
17	7'01.769	18.913	34.479	19.405	32.072	216.0
18	1'42.120 *	17.063 *	34.539	18.914	31.604	357.6
19	1'39.174	16.456	32.577	18.798	31.343	349.5
20	1'49.594 *	19.047 *	38.933	19.414	32.200	336.4

15th 21 **Franco MORBIDELLI** DUCATI ITA
Pertamina Enduro VR46 Racing Team
Runs=5 Total laps=23 Full laps=14 Valid laps=14

Run #	1	Front Tyre	Slick-Soft	Rear Tyre	Slick-Soft	
			New Tyre		New Tyre	
1	1'59.652	19.562	34.918	19.431	32.074	222.2
2	1'41.060	16.947	33.064	19.074	31.975	349.5
3	1'39.562	16.702	32.681	18.889	31.290	346.1
4	2'07.552 P	17.270 *	41.914	24.662	43.706	345.0

Run #	2	Front Tyre	Slick-Soft	Rear Tyre	Slick-Medium	
			5 Laps at start		New Tyre	
5	7'11.487	19.563	34.843	19.641	32.112	217.7
6	1'41.110	16.975	33.242	19.095	31.798	342.8
7	1'40.656	16.831	33.091	19.082	31.652	340.6
8	1'40.428	16.776	33.001	19.051	31.600	342.8
9	1'40.639	16.721	33.213	19.074	31.631	342.8
10	1'40.517	16.731	32.986	19.032	31.768	343.9
11	1'58.439 P	17.057	36.409	20.390	44.583	342.8

Run #	3	Front Tyre	Slick-Medium	Rear Tyre	Slick-Soft	
			New Tyre		4 Laps at start	
12	9'52.878	21.751	35.846	19.603	31.945	166.9
13	1'41.183	17.082	33.298	19.195	31.608	348.3
14	1'40.731	16.902	33.086	19.074	31.669	345.0
15	1'40.665	16.926	33.027	19.127	31.585	340.6
16	1'55.918 P	16.927 *	36.264	19.710	43.017	339.6

Run #	4	Front Tyre	Slick-Soft	Rear Tyre	Slick-Soft	
			4 Laps at start		New Tyre	
17	6'15.086	19.406	33.186	19.053	31.539	184.6
18	1'39.295	16.631	32.651	18.757	31.256	349.5
19	1'40.463	16.910	32.892	18.980	31.681	347.2
20	1'55.709 P	16.736 *	36.454	19.890	42.629	342.8

Run #	5	Front Tyre	Slick-Medium	Rear Tyre	Slick-Soft	
			New Tyre		New Tyre	
21	4'06.372	17.691	33.897	18.984	32.122	221.7
22	1'39.376	16.592	32.642	18.724	31.418	348.3
23	1'57.439	16.802	43.119	21.640	35.878	351.7

Fastest Lap: Pedro ACOSTA SPA Red Bull KTM Factory Racing **1'38.710** 16.474 32.422 18.704 31.110

These data/results cannot be reproduced, stored and/or transmitted in whole or in part by any manner of electronic, mechanical, photocopying, recording, broadcasting or otherwise now known or herein after developed without the previous express consent by the copyright owner, except for reproduction in daily press and regular printed publications on sale to the public within 60 days of the event related to those data/results and always provided that copyright symbol appears together as follows below.

© MotoGP Sports Entertainment Group, 2026

Official MotoGP Timing by TISSOT

www.motogp.com

Barcelona, Friday, May 15, 2026

Page 5 of 8



Practice

MotoGP™

Lap	Lap Time	T1	T2	T3	T4	Speed
16th	54	Fermin ALDEGUER		DUCATI		SPA
		BK8 Gresini Racing MotoGP				
		Runs=4	Total laps=20	Full laps=13	Valid laps=8	
Run #	1	Front Tyre	Slick-Soft	Rear Tyre	Slick-Soft	
		New Tyre		New Tyre		
1	2'27.538	19.105	35.303	19.794	32.217	223.6
2	1'40.556	16.984	33.231	19.002	31.339	347.2
3	1'39.811	16.778	32.740	18.956	31.337	345.0
4	1'39.502	16.638	32.710	18.823	31.331	347.2
5	1'43.751 *	17.813 *	34.809	19.322	31.807	346.1
6	1'40.024	16.704	32.869	18.905	31.546	347.2
7	1'51.034 P	16.669	32.910	19.035	42.420	349.5
Run #	2	Front Tyre	Slick-Soft	Rear Tyre	Slick-Soft	
		5 Laps at start		7 Laps at start		
8	8'24.312	18.816	35.053	19.759	32.360	206.1
9	1'41.515	17.019	33.442	19.250	31.804	342.8
10	1'40.819	16.849	33.087	19.061	31.822	345.0
11	1'57.905 P	18.713 *	37.150	19.418	42.624	345.0
Run #	3	Front Tyre	Slick-Medium	Rear Tyre	Slick-Soft	
		New Tyre		New Tyre		
12	15'05.449	19.286	35.965	19.552	32.051	220.4
13	1'41.048 *	16.897	32.896	19.474	31.781 *	346.1
14	1'40.705 *	16.616	32.768 *	19.394	31.927	346.1
15	1'39.322	16.649	32.698	18.804	31.171	347.2
16	1'51.351 P	16.665	33.438	19.539	41.709	348.3
Run #	4	Front Tyre	Slick-Medium	Rear Tyre	Slick-Soft	
		5 Laps at start		New Tyre		
17	6'41.608	17.707	33.743	19.241	31.705	226.4
18	1'39.334	16.739	32.613	18.812	31.170	349.5
19	1'39.025 *	16.583	32.509	18.745	31.188 *	348.3
20	1'44.177 *	18.180 *	34.577	19.146	32.274	348.3

17th	89	Jorge MARTIN		APRILIA		SPA
		Aprilia Racing				
		Runs=5	Total laps=20	Full laps=11	Valid laps=9	
Run #	1	Front Tyre	Slick-Soft	Rear Tyre	Slick-Soft	
		New Tyre		New Tyre		
1	2'00.091	19.370	34.686	19.650	35.430	220.8
2	1'41.405	17.095	33.139	19.042	32.129	334.3
3	1'40.016	16.668	32.730	18.827	31.791	351.7
4	1'44.173 *	17.767 *	34.956	19.477	31.973	337.5
5	1'40.063	16.637	32.949	18.929	31.548	347.2
6	1'57.413 P	18.826 *	35.951	19.141	43.495	348.3
Run #	2	Front Tyre	Slick-Medium	Rear Tyre	Slick-Soft	
		New Tyre		6 Laps at start		
7	7'04.942	18.747	34.699	19.719	32.278	223.1
8	1'42.330	16.884	33.210	20.356	31.880	343.9
9	1'43.661	16.650	33.078	21.135	32.798	347.2
10	1'54.313 P	16.736	35.670	19.567	42.340	346.1
Run #	3	Front Tyre	Slick-Medium	Rear Tyre	Slick-Medium	
		4 Laps at start		New Tyre		
11	7'14.247	18.070	34.237	19.552	32.072	222.6
12	1'42.176 *	16.817	33.218	19.780 *	32.361	346.1
13	1'40.751	16.667	33.089	19.015	31.980	343.9
14	1'55.886 P	18.206 *	35.708	19.682	42.290	343.9

Lap	Lap Time	T1	T2	T3	T4	Speed
Run #	4	Front Tyre	Slick-Medium	Rear Tyre	Slick-Soft	
		New Tyre		New Tyre		
15	11'19.464	26.822	33.952	19.223	32.516	174.1
16	1'39.924	16.701	32.856	18.888	31.479	356.4
17	1'39.389	16.527	32.733	18.773	31.356	350.6
18	1'54.085 P	18.758 *	34.599	19.173	41.555	348.3
Run #	5	Front Tyre	Slick-Medium	Rear Tyre	Slick-Soft	
		4 Laps at start		New Tyre		
19	3'44.840	17.011	33.425	18.915	31.663	237.8
20	1'40.866	16.492	33.387	19.188	31.799	349.5
18th	10	Luca MARINI		HONDA		ITA
		Honda HRC Castrol				
		Runs=4	Total laps=19	Full laps=11	Valid laps=11	
Run #	1	Front Tyre	Slick-Soft	Rear Tyre	Slick-Soft	
		6 Laps at start		New Tyre		
1	2'05.049	18.762	34.389	19.592	32.223	219.9
2	1'40.527	16.979	32.946	19.056	31.546	345.0
3	1'40.053	16.655	32.897	18.944	31.557	354.0
4	1'51.745 P	16.689	33.268	19.309	42.479	352.9
Run #	2	Front Tyre	Slick-Medium	Rear Tyre	Slick-Soft	
		New Tyre		4 Laps at start		
5	12'43.974	22.205	35.282	19.727	32.492	181.8
6	1'41.134	16.918	33.358	19.164	31.694	348.3
7	1'40.666	16.897	33.084	19.078	31.607	345.0
8	1'40.378	16.716	32.990	19.027	31.645	352.9
9	1'40.338	16.668	33.023	19.064	31.583	350.6
10	1'40.131	16.533	32.992	19.063	31.543	351.7
11	1'40.412	16.633	32.995	19.085	31.699	350.6
12	1'51.014 P	16.834	33.242	19.246	41.692	348.3
Run #	3	Front Tyre	Slick-Medium	Rear Tyre	Slick-Soft	
		New Tyre		New Tyre		
13	16'12.950	19.558	33.513	19.165	31.433	165.6
14	1'40.248	16.669	33.105	19.090	31.384	352.9
15	1'49.843 P	16.555	32.825	19.191	41.272	349.5
Run #	4	Front Tyre	Slick-Medium	Rear Tyre	Slick-Soft	
		3 Laps at start		New Tyre		
16	3'53.235	18.337	33.648	19.187	34.512	192.5
17	1'39.390	16.614	32.642	18.823	31.311	351.7
18	1'40.595	16.547	32.739	18.853	32.456	348.3
19	1'59.437 P	18.992 *	37.565	19.862	43.018	355.2

19th	7	Toprak RAZGATLIOGLU		YAMAHA		TUR
		Prima Pramac Yamaha MotoGP				
		Runs=5	Total laps=24	Full laps=14	Valid laps=12	
Run #	1	Front Tyre	Slick-Soft	Rear Tyre	Slick-Soft	
		New Tyre		New Tyre		
1	2'08.622	19.176	37.033	20.662	34.561	221.3
2	1'57.435 P	17.737 *	35.768	21.530	42.400	335.4
Run #	2	Front Tyre	Slick-Soft	Rear Tyre	Slick-Soft	
		2 Laps at start		2 Laps at start		
3	4'50.511	19.176	34.205	19.347	32.044	229.7
4	1'43.515	17.099	34.378	19.607	32.431	345.0
5	1'41.177	16.882	33.156	19.307	31.832	345.0
6	1'43.817 *	17.089 *	34.901	19.409	32.418	346.1

Fastest Lap: Pedro ACOSTA SPA Red Bull KTM Factory Racing **1'38.710** 16.474 32.422 18.704 31.110

These data/results cannot be reproduced, stored and/or transmitted in whole or in part by any manner of electronic, mechanical, photocopying, recording, broadcasting or otherwise now known or herein after developed without the previous express consent by the copyright owner, except for reproduction in daily press and regular printed publications on sale to the public within 60 days of the event related to those data/results and always provided that copyright symbol appears together as follows below.

© MotoGP Sports Entertainment Group, 2026

Official MotoGP Timing by  TISSOT

www.motogp.com

Barcelona, Friday, May 15, 2026

Page 6 of 8



Practice

Lap	Lap Time	T1	T2	T3	T4	Speed
7	1'41.133	16.946	33.138	19.264	31.785	339.6
8	1'40.998	16.981	33.136	19.094	31.787	338.5
9	1'41.254	16.785	33.279	19.162	32.028	338.5
10	1'51.592 P	16.984	33.851	19.469	41.288	338.5
Run #	3	Front Tyre	Slick-Medium	Rear Tyre	Slick-Soft	
			New Tyre		10 Laps at start	
11	6'47.952	20.556	35.575	19.931	32.960	203.3
12	1'43.440	17.161	34.392	19.421	32.466	340.6
13	1'41.855	16.871	33.467	19.295	32.222	339.6
14	1'41.773	16.821	33.489	19.321	32.142	338.5
15	1'57.374 P	18.405 *	37.954	19.402	41.613	337.5
Run #	4	Front Tyre	Slick-Medium	Rear Tyre	Slick-Soft	
			New Tyre		New Tyre	
16	7'13.201 *	17.697	34.160	19.186	31.897 *	236.8
17	1'39.729	16.615	32.809	18.865	31.440	346.1
18	1'40.226	16.744	32.886	19.006	31.590	343.9
19	1'50.273 P	16.936	33.130	19.098	41.109	342.8
Run #	5	Front Tyre	Slick-Medium	Rear Tyre	Slick-Soft	
			4 Laps at start		New Tyre	
20	5'56.598	21.927	35.857	19.613	34.247	180.6
21	1'39.531	16.630	32.737	18.887	31.277	347.2
22	1'40.283	16.651	32.830	18.969	31.833	345.0
23	1'41.849 *	16.586	33.406	19.600	32.257 *	342.8
24	1'53.932 P	17.105 *	36.339	19.233	41.255	341.7

20th 12 **Maverick VIÑALES** KTM SPA
Red Bull KTM Tech3

Runs=5 Total laps=24 Full laps=15 Valid laps=11

Run #	1	Front Tyre	Slick-Soft	Rear Tyre	Slick-Soft	
			New Tyre		New Tyre	
1	1'50.771	18.954	34.319	19.591	32.505	223.6
2	1'40.447	16.829	33.078	18.971	31.569	350.6
3	1'40.166	16.674	32.921	18.966	31.605	350.6
4	1'43.672 *	18.239 *	34.388	19.013	32.032	351.7
5	1'42.646	16.877	34.406	19.309	32.054	346.1
6	1'40.622	16.715	33.095	19.108	31.704	346.1
7	1'52.352 P	16.929	32.963	18.955	43.505	346.1
Run #	2	Front Tyre	Slick-Soft	Rear Tyre	Slick-Soft	
			7 Laps at start		7 Laps at start	
8	9'05.219	18.541	33.965	19.470	32.225	216.0
9	1'41.233	16.809	33.269	19.178	31.977	347.2
10	1'42.097	16.818	33.157	20.012	32.110	346.1
11	1'41.130	16.806	33.186	19.145	31.993	346.1
12	1'52.046 P	16.740	33.230	19.150	42.926	346.1
Run #	3	Front Tyre	Slick-Medium	Rear Tyre	Slick-Medium	
			New Tyre		New Tyre	
13	7'22.026	18.970	33.947	19.229	32.187	218.1
14	1'40.947	16.941	33.091	19.114	31.801	345.0
15	1'41.277	16.805	32.953	19.071	32.448	345.0
16	1'53.508 P	16.876	34.033	19.737	42.862	342.8
Run #	4	Front Tyre	Slick-Medium	Rear Tyre	Slick-Soft	
			New Tyre		New Tyre	
17	6'08.692	20.567	36.604	19.389	31.785	209.3
18	1'44.407 *	18.678 *	34.497	19.003	32.229	348.3
19	1'39.711	16.697	32.642	18.872	31.500	350.6

Fastest Lap: Pedro ACOSTA SPA Red Bull KTM Factory Racing **1'38.710** 16.474 32.422 18.704 31.110

MotoGP™

Lap	Lap Time	T1	T2	T3	T4	Speed
20	1'54.692 P	18.242 *	34.993	19.405	42.052	350.6
Run #	5	Front Tyre	Slick-Medium	Rear Tyre	Slick-Soft	
			4 Laps at start		New Tyre	
21	3'28.127	20.034	34.501	19.304	31.792	201.4
22	1'42.099 *	17.406 *	34.116	18.986	31.591	351.7
23	1'40.786	16.569	32.725	19.799	31.693	348.3
24	1'48.963 *	19.130 *	38.476	19.447	31.910	349.5

21st 42 **Alex RINS** YAMAHA SPA
Monster Energy Yamaha MotoGP Team

Runs=4 Total laps=17 Full laps=10 Valid laps=10

Run #	1	Front Tyre	Slick-Soft	Rear Tyre	Slick-Soft	
			New Tyre		New Tyre	
1	1'49.880	19.100	35.410	19.599	32.118	208.0
2	1'40.821	16.929	33.224	19.077	31.591	347.2
3	1'40.362	16.680	33.140	19.009	31.533	343.9
4	1'47.586 *	17.732 *	36.458	19.359	34.037	342.8
5	1'40.377	16.778	32.994	19.002	31.603	346.1
6	1'59.108 P	18.299 *	38.675	19.568	42.566	348.3
Run #	2	Front Tyre	Slick-Medium	Rear Tyre	Slick-Soft	
			New Tyre		6 Laps at start	
7	9'36.409	20.085	35.366	20.017	32.964	173.3
8	1'42.494	17.213	33.799	19.352	32.130	338.5
9	1'42.877	16.855	34.422	19.426	32.174	340.6
10	1'41.044	16.851	33.133	19.143	31.917	342.8
11	1'54.060 P	16.769	33.489	20.244	43.558	340.6
Run #	3	Front Tyre	Slick-Medium	Rear Tyre	Slick-Soft	
			New Tyre		New Tyre	
12	13'39.849	22.678	35.469	20.292	32.906	158.5
13	1'44.336	17.334	34.645	20.075	32.282	340.6
	unfinished	16.597				346.1
Run #	4	Front Tyre	Slick-Medium	Rear Tyre	Slick-Soft	
			5 Laps at start		New Tyre	
14	1'43.004	18.151	33.777	19.271	31.805	224.5
15	1'39.752	16.748	32.794	18.895	31.315	348.3
16	1'46.894 *	16.574	32.709	23.447	34.164 *	348.3
17	1'47.026 *	17.574 *	36.517	20.055	32.880	347.2

22nd 47 **Augusto FERNANDEZ** YAMAHA SPA
Yamaha Factory Racing

Runs=5 Total laps=22 Full laps=13 Valid laps=9

Run #	1	Front Tyre	Slick-Soft	Rear Tyre	Slick-Soft	
			6 Laps at start		New Tyre	
1	1'59.672	19.808	36.913	20.052	34.120	208.0
2	1'42.465	17.340	33.773	19.302	32.050	326.2
3	1'54.030 P	17.016	33.174	19.211	44.629	332.3
Run #	2	Front Tyre	Slick-Soft	Rear Tyre	Slick-Soft	
			9 Laps at start		3 Laps at start	
4	6'16.183	19.904	36.678	20.430	32.723	183.0
5	1'42.477	17.190	33.518	19.403	32.366	339.6
6	1'41.352	16.907	33.352	19.325	31.768	341.7
7	1'41.521	17.034	33.313	19.285	31.889	339.6
8	1'41.556	16.937	33.315	19.317	31.987	337.5
9	1'46.716 *	18.060 *	37.100	19.530	32.026	339.6
10	1'41.593	16.967	33.387	19.300	31.939	343.9
11	1'55.679 P	16.971	35.953	20.385	42.370	342.8

These data/results cannot be reproduced, stored and/or transmitted in whole or in part by any manner of electronic, mechanical, photocopying, recording, broadcasting or otherwise now known or herein after developed without the previous express consent by the copyright owner, except for reproduction in daily press and regular printed publications on sale to the public within 60 days of the event related to those data/results and always provided that copyright symbol appears together as follows below.

© MotoGP Sports Entertainment Group, 2026

Official MotoGP Timing by **TISSOT**

www.motogp.com

Barcelona, Friday, May 15, 2026

Page 7 of 8

Lap	Lap Time	T1	T2	T3	T4	Speed	Lap	Lap Time	T1	T2	T3	T4	Speed
Run #	3	Front Tyre	Slick-Medium	Rear Tyre	Slick-Soft								
			New Tyre		11 Laps at start								
12	8'59.514	21.047	37.351	19.963	32.411	157.6							
13	1'42.834 *	17.367 *	33.829	19.456	32.182	340.6							
14	1'51.726 P	17.077	33.491	19.375	41.783	341.7							
Run #	4	Front Tyre	Slick-Medium	Rear Tyre	Slick-Soft								
			New Tyre		New Tyre								
15	8'38.305 *	18.231	34.465 *	19.456	32.049	225.9							
16	1'43.668	17.140	35.187	19.396	31.945	341.7							
17	1'40.948	16.967	33.055	19.145	31.781	346.1							
18	1'55.152 P	17.418 *	36.666	19.582	41.486	340.6							
Run #	5	Front Tyre	Slick-Medium	Rear Tyre	Slick-Soft								
			4 Laps at start		New Tyre								
19	4'32.951	18.094	34.301	19.310	31.797	208.4							
20	1'39.935	16.782	32.788	18.935	31.430	345.0							
21	1'40.165 *	16.696	32.741	19.084	31.644 *	345.0							
22	1'49.632 *	18.968 *	38.056	19.920	32.688	340.6							

Fastest Lap:	Pedro ACOSTA	SPA	Red Bull KTM Factory Racing	1'38.710	16.474	32.422	18.704	31.110
---------------------	--------------	-----	-----------------------------	-----------------	--------	--------	--------	--------

These data/results cannot be reproduced, stored and/or transmitted in whole or in part by any manner of electronic, mechanical, photocopying, recording, broadcasting or otherwise now known or herein after developed without the previous express consent by the copyright owner, except for reproduction in daily press and regular printed publications on sale to the public within 60 days of the event related to those data/results and always provided that copyright symbol appears together as follows below.

© MotoGP Sports Entertainment Group, 2026

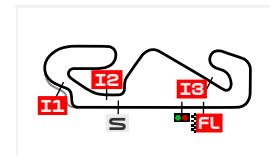
Official MotoGP Timing by  TISSOT

www.motogp.com

Barcelona, Friday, May 15, 2026

BEST PARTIAL TIMES

MONSTER ENERGY GRAND PRIX OF CATALONIA PRACTICE



Circuit de Barcelona-Catalunya#657 m.

IT Ideal Lap Time, sum of the best partial times

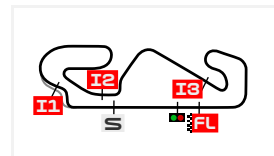
BT Best Lap Time

T1		T2		T3		T4				IT		BT	
Pos	Rider	Time	Rider	Time	Rider	Time	Rider	Time	Pos	Rider	IT	BT	
1	P.ACOSTA	16.287	F.DI GIANNANT	32.211	P.ACOSTA	18.653	A.OGURA	31.067	1	P.ACOSTA	1'38.472	1'38.710	(1)
2	J.ZARCO	16.340	A.MARQUEZ	32.320	J.ZARCO	18.673	B.BINDER	31.073	2	F.DI GIANNANTONI	1'38.595	1'38.819	(6)
3	A.OGURA	16.428	F.QUARTARARO	32.335	R.FERNANDEZ	18.673	J.MIR	31.085	3	B.BINDER	1'38.642	1'38.780	(3)
4	R.FERNANDEZ	16.431	E.BASTIANINI	32.400	M.BEZZECCHI	18.682	A.MARQUEZ	31.093	4	J.ZARCO	1'38.658	1'38.789	(5)
5	M.BEZZECCHI	16.437	B.BINDER	32.416	B.BINDER	18.710	R.FERNANDEZ	31.105	5	A.MARQUEZ	1'38.694	1'38.728	(2)
6	B.BINDER	16.443	J.MILLER	32.417	F.QUARTARAR	18.714	P.ACOSTA	31.110	6	R.FERNANDEZ	1'38.737	1'38.788	(4)
7	D.MOREIRA	16.456	P.ACOSTA	32.422	F.MORBIDELLI	18.724	M.BEZZECCHI	31.117	7	M.BEZZECCHI	1'38.785	1'38.831	(7)
8	F.BAGNAIA	16.475	J.MIR	32.503	J.MIR	18.738	J.MILLER	31.120	8	J.MIR	1'38.846	1'38.846	(8)
9	F.DI GIANNANT	16.489	J.ZARCO	32.506	F.ALDEGUER	18.745	F.DI GIANNANT	31.124	9	J.MILLER	1'38.911	1'38.911	(9)
10	J.MARTIN	16.492	F.ALDEGUER	32.509	F.DI GIANNANT	18.771	J.ZARCO	31.139	10	E.BASTIANINI	1'38.943	1'39.059	(11)
11	A.MARQUEZ	16.494	R.FERNANDEZ	32.528	J.MARTIN	18.773	F.ALDEGUER	31.170	11	F.QUARTARARO	1'38.979	1'38.979	(10)
12	E.BASTIANINI	16.500	M.BEZZECCHI	32.549	A.MARQUEZ	18.787	F.BAGNAIA	31.187	12	A.OGURA	1'39.000	1'39.115	(13)
13	J.MIR	16.520	D.MOREIRA	32.577	D.MOREIRA	18.798	E.BASTIANINI	31.239	13	F.ALDEGUER	1'39.007	1'39.322	(16)
14	L.MARINI	16.533	F.BAGNAIA	32.578	E.BASTIANINI	18.804	F.MORBIDELLI	31.256	14	F.BAGNAIA	1'39.060	1'39.060	(12)
15	J.MILLER	16.550	L.MARINI	32.642	A.OGURA	18.815	T.RAZGATLIOG	31.277	15	D.MOREIRA	1'39.174	1'39.174	(14)
16	M.VIÑALES	16.569	M.VIÑALES	32.642	F.BAGNAIA	18.820	F.QUARTARAR	31.300	16	F.MORBIDELLI	1'39.214	1'39.295	(15)
17	A.RINS	16.574	F.MORBIDELLI	32.642	L.MARINI	18.823	L.MARINI	31.311	17	L.MARINI	1'39.309	1'39.390	(18)
18	F.ALDEGUER	16.583	A.OGURA	32.690	J.MILLER	18.824	A.RINS	31.315	18	J.MARTIN	1'39.351	1'39.389	(17)
19	T.RAZGATLIOG	16.586	A.RINS	32.709	T.RAZGATLIOG	18.865	D.MOREIRA	31.343	19	T.RAZGATLIOGLU	1'39.465	1'39.531	(19)
20	F.MORBIDELLI	16.592	J.MARTIN	32.730	M.VIÑALES	18.872	J.MARTIN	31.356	20	A.RINS	1'39.493	1'39.752	(21)
21	F.QUARTARARO	16.630	T.RAZGATLIOG	32.737	A.RINS	18.895	A.FERNANDEZ	31.430	21	M.VIÑALES	1'39.583	1'39.711	(20)
22	A.FERNANDEZ	16.696	A.FERNANDEZ	32.741	A.FERNANDEZ	18.935	M.VIÑALES	31.500	22	A.FERNANDEZ	1'39.802	1'39.935	(22)

These data/results cannot be reproduced, stored and/or transmitted in whole or in part by any manner of electronic, mechanical, photocopying, recording, broadcasting or otherwise now known or herein after developed without the previous express consent by the copyright owner, except for reproduction in daily press and regular printed publications on sale to the public within 60 days of the event related to those data/results and always provided that copyright symbol appears together as follows below.

© MotoGP Sports Entertainment Group, 2026

FASTEST LAPS SEQUENCE


MONSTER ENERGY GRAND PRIX OF CATALONIA
PRACTICE

Circuit de Barcelona-Catalunya 4657 m.

Practice Time	#	Rider	Nation	Motorcycle	Time	Km/h	Rider's Lap
3'30.217	37	Pedro ACOSTA	SPA	KTM	1'40.738	166.4	2
3'31.218	12	Maverick VIÑALES	SPA	KTM	1'40.447	166.9	2
3'33.277	23	Enea BASTIANINI	ITA	KTM	1'40.308	167.1	2
3'38.054	72	Marco BEZZECCHI	ITA	APRILIA	1'39.062	169.2	2
43'53.251	33	Brad BINDER	RSA	KTM	1'38.970	169.3	15
45'45.605	37	Pedro ACOSTA	SPA	KTM	1'38.710	169.8	16

These data/results cannot be reproduced, stored and/or transmitted in whole or in part by any manner of electronic, mechanical, photocopying, recording, broadcasting or otherwise now known or herein after developed without the previous express consent by the copyright owner, except for reproduction in daily press and regular printed publications on sale to the public within 60 days of the event related to those data/results and always provided that copyright symbol appears together as follows below.

© MotoGP Sports Entertainment Group, 2026

Official MotoGP Timing by  TISSOT
www.motogp.com

Barcelona, Friday, May 15, 2026